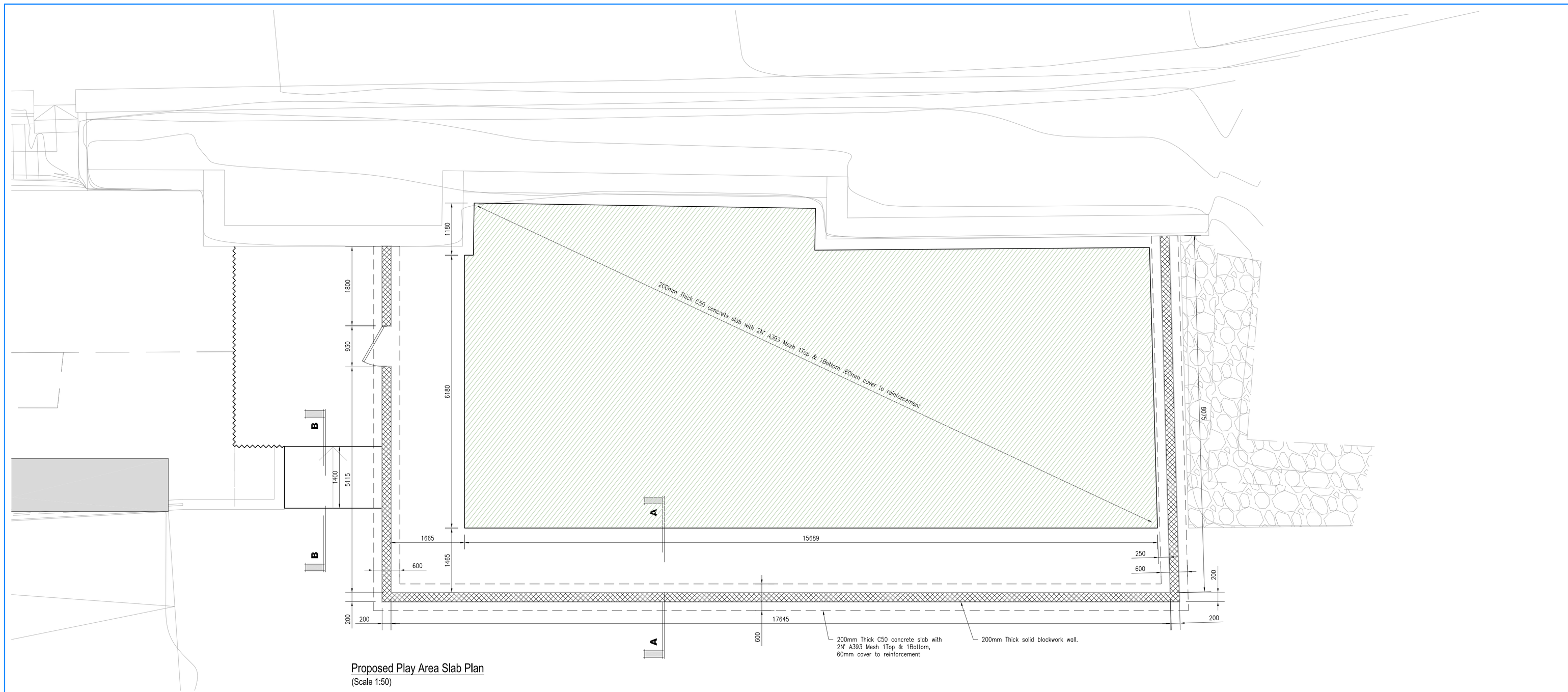

Proposed Play Area Slab Plan
(Scale 1:50)

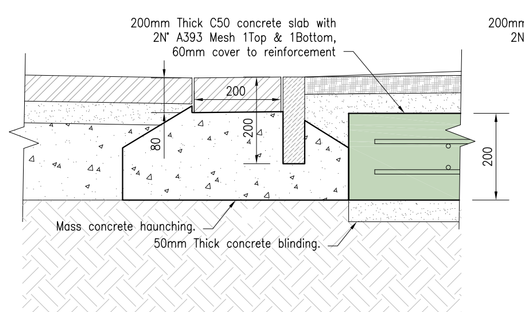

Detail A
(Scale 1:10)

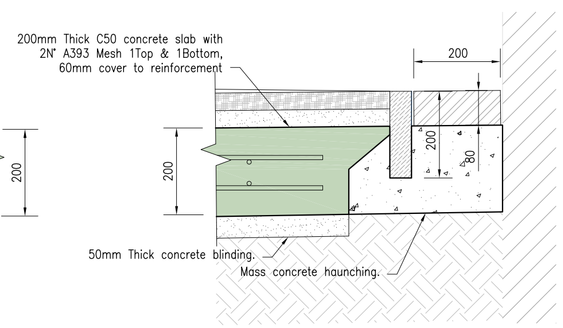

Detail B
(Scale 1:10)

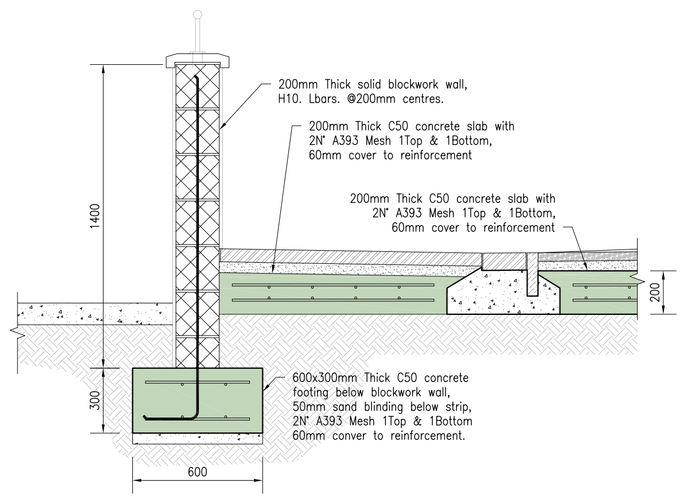

Section A~A
(Scale 1:20)

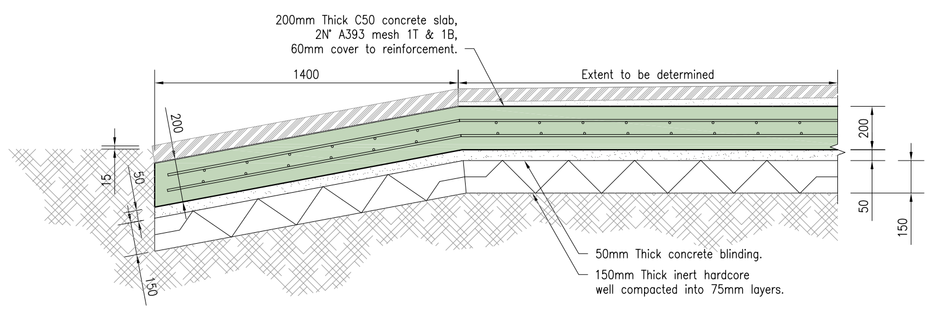

Section B~B
(Scale 1:20)

NOTES:

General

1. All dimensions are given in millimetres and all levels in meters.
2. Do not scale. Work to figured dimensions. Contractor to check all dimensions. All errors and omissions to be reported to the engineers.

Concrete

3. All structural concrete to comply with BS 8110 and to be grade C 35/20 unless otherwise stated.
4. All concrete surfaces to be free from voids, honeycombing or other blemishes.
5. Concrete to be vibrated by mechanical means.
6. Cement to be ordinary portland to BS 12.

Reinforcement

7. Reinforcement to be cut and bent to BS 8666:05.
8. All rod reinforcement to be high yield deformed type 2 to BS 4449:2005
9. The characteristic strength of reinforcement to be 500 N/mm² (grade B500).
10. Concrete cover to reinforcement to be:

MEMBER	Top	Bottom	Sides
Foundations	50mm	50mm	50mm
Walls	-	-	-
Slabs	60mm	60mm	60mm
Columns	-	-	-
Beams	-	-	-

Steelwork

11. All structural steelwork to be grade S275 and S355 in accordance with BS 5950
12. This drawing to be read in conjunction with fabricators details.
13. Steelwork corrosion protection (generally): SEE STEELWORK SPECIFICATION.
14. All temporary support work to be the sole responsibility of the contractor.

TIMBER

15. All structural timber to be GS grade C24 and treated, All in in accordance with BS 5268

-	-	-	-
	Revisions	Date	Revised by

Architects:

Clients:

GJBS

Project :

Catalan Bay Car Park Proposed Playground

Drawing Title:

Proposed Play area General Arrangement Plan, sections & details

Date	Scale		Drawn By
31.05.2013	1	A1	C.S.Freyone
THIS DRG. MUST BE READ			Engineer
with DRG. No	-		A. Harrision
and SCHEDULES Nos	-		

Drawing Status

For Approval

Job. No.	Drg. No.	Rev.
13/ 498/B	/03	-

BELILOS
CONSULTING ENGINEERS
2/1 ENGINEER LANE GIBRALTAR
TEL +350 20079548 FAX +350 20072293
E-MAIL : mail@belilo.gi